

Introduction

Daniel Andoff

Chairperson of Swedish Pellets Association

Mission for the Swedish Pellet Association

“Every day, the Pellets’ Association works to support, strengthen and stimulate the pellet industry”

~50 members divided into...

~10 Installers and resellers

~20 Pellet producers

~10 Stove and boiler supplier

~10 Consultants, organisations and others


Office

- Anders Haaker
- Maria Zettergren



Website


<https://www.pelletsforbundet.se/>



Updated functionality with
searchable pellet stove database

More news

Publications



Pelletsprisindex – Leveransform Bulk Mellan, minst 15 ton

År	Jan	Feb	Mar	Apr	Maj	Jun	Jul	Aug	Sep	Okt	Nov	Dec	Publicerad
2009									100,0	102,6	104,0	103,7	
2010	103,0	102,9	102,9	103,9	104,2	103,5	102,0	101,7	102,0	101,4	100,9	100,1	
2011	98,9	99,0	99,7	100,4	99,9	99,2	100,5	100,7	99,7	99,4	100,3	101,7	
2012	99,5	103,9	104,1	104,1	103,8	102,9	102,2	102,8	103,1	99,8	100	100,2	
2013	101,9	102,5	101,8	100,8	100,7	101,1	99,2	100,1	107,0	107,0	100,4	101,3	
2014	100,3	101,3	102,7	101,2	102,8	103	101,4	102,3	101	102,2	102,4	102,8	
2015	98,4	96,7	102,3	102,5	102,2	101,6	98,5	97,7	97,9	98,1	98,7	98,1	
2016	98,7	98,3	97,5	95,9	96,3	97,1	94,6	90,6	93,5	98,3	98,1	98,5	
2017	103,5	93,3	93,8	95,5	93,9	95,7	94,2	94,1	94,1	94,5	94,4	94,6	
2018	2,6	94,2	94,4	95,1	93,5	92,6	92,6	95,1	97,5	97,8	99,4	101,5	
2019	102,2	101,2	101,9	102,2	102,2	102,9	104,4	105,6	106,9	111,2	112,2	112,4	
2020	174,8	175,1	177,4	174,8	170,8	170,0	168,7	164,6	166,5	167,7	167,2	167,2	

Monthly pellet price index updated around the 20th each month

2026 version of the Pellets map available end of March



Informations- och statistiksamarbete inom PelletsForbundet och sammanväger data. Resultat i form av index och historiskt, anonymt och offentligt. Resultat för perioden jan- dec 2023. Skillnaden jämfört med 2022 för hela 2023 redovisas i Statistikrapport nr 2-2024. För olika produktkategorier. Leveransvolymerna för olika produktkategorier som summeras i samma produktkategorier som

Example of important messages for 2026

General

- This is pellets – explain pellets

District heating & industry

- Industries can switch to pellet energy
- Pellet heating relieves the load on the electricity grid

Stoves and boilers for single-family homes

- Pellets are easy to use
- Keep your pellet boiler – can be combined with heat pump
- Modern pellet stoves are stylish, simple, and smart



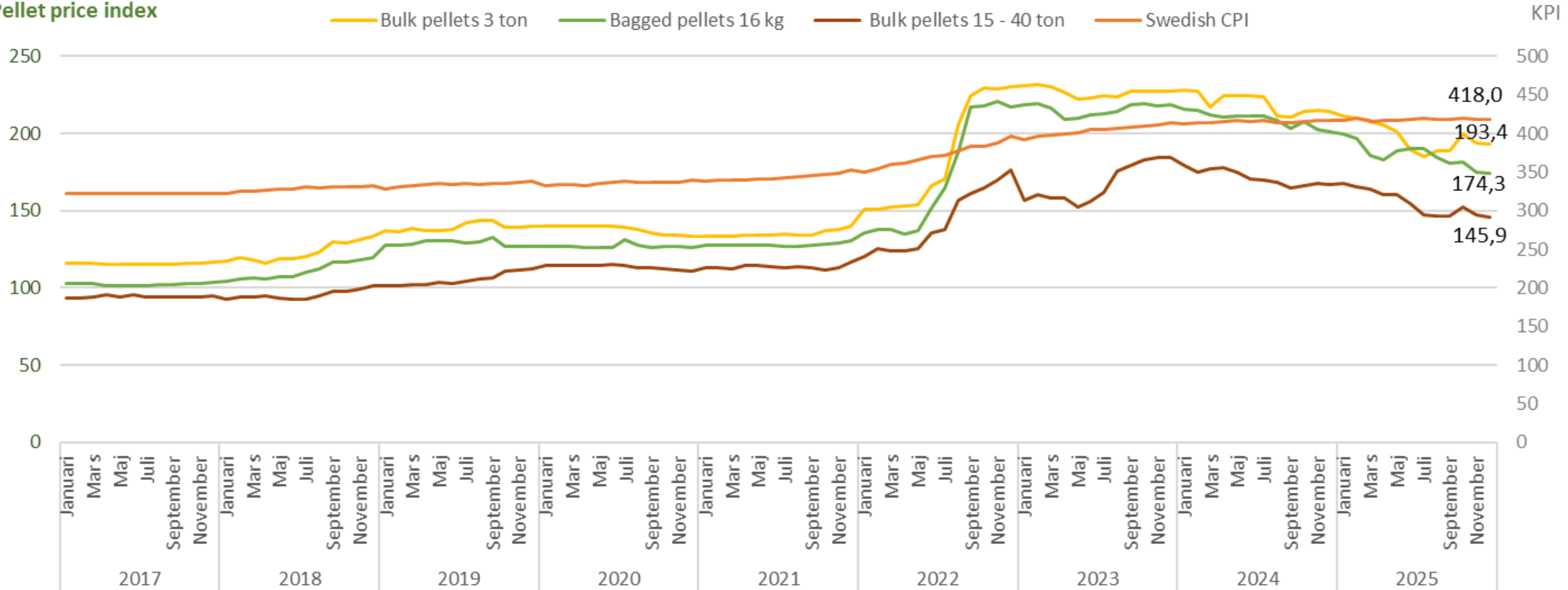
Social Media Activities



- Campaign
 - "One of many reasons to choose pellets"
- Message
 - "Cut the electricity bill with pellets heating."
- Start 2nd February
 - Facebook
 - Instagram
 - LinkedIn
- Leading interested viewers to pelletsforbundet.se

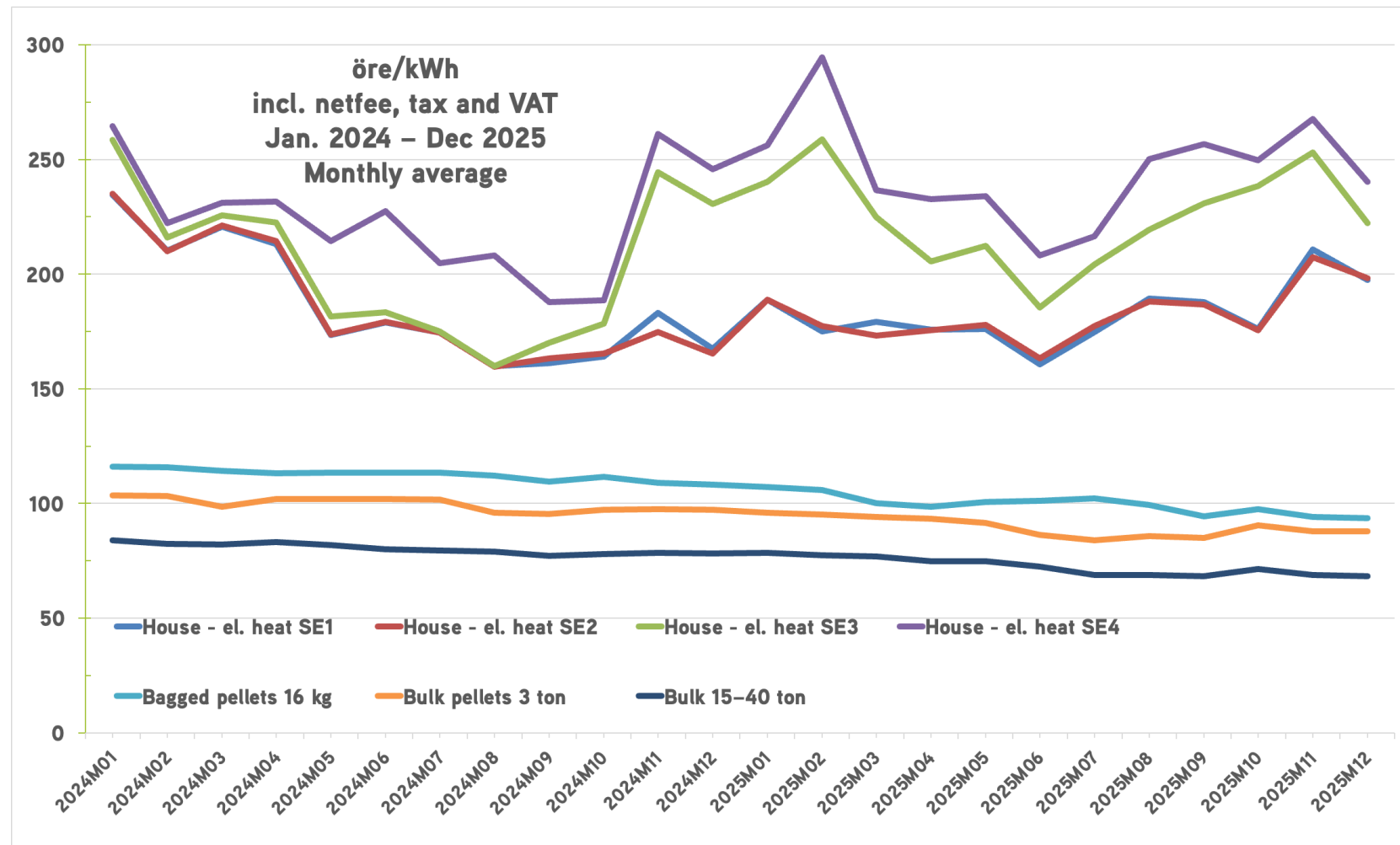
Pellet price index Sweden 2017 to 2025

Pellet price index



Prices are continuing to drop from the peak-levels 2022 / 2023

Price comparison; electricity and pellets



Pellets price changes over the last two years

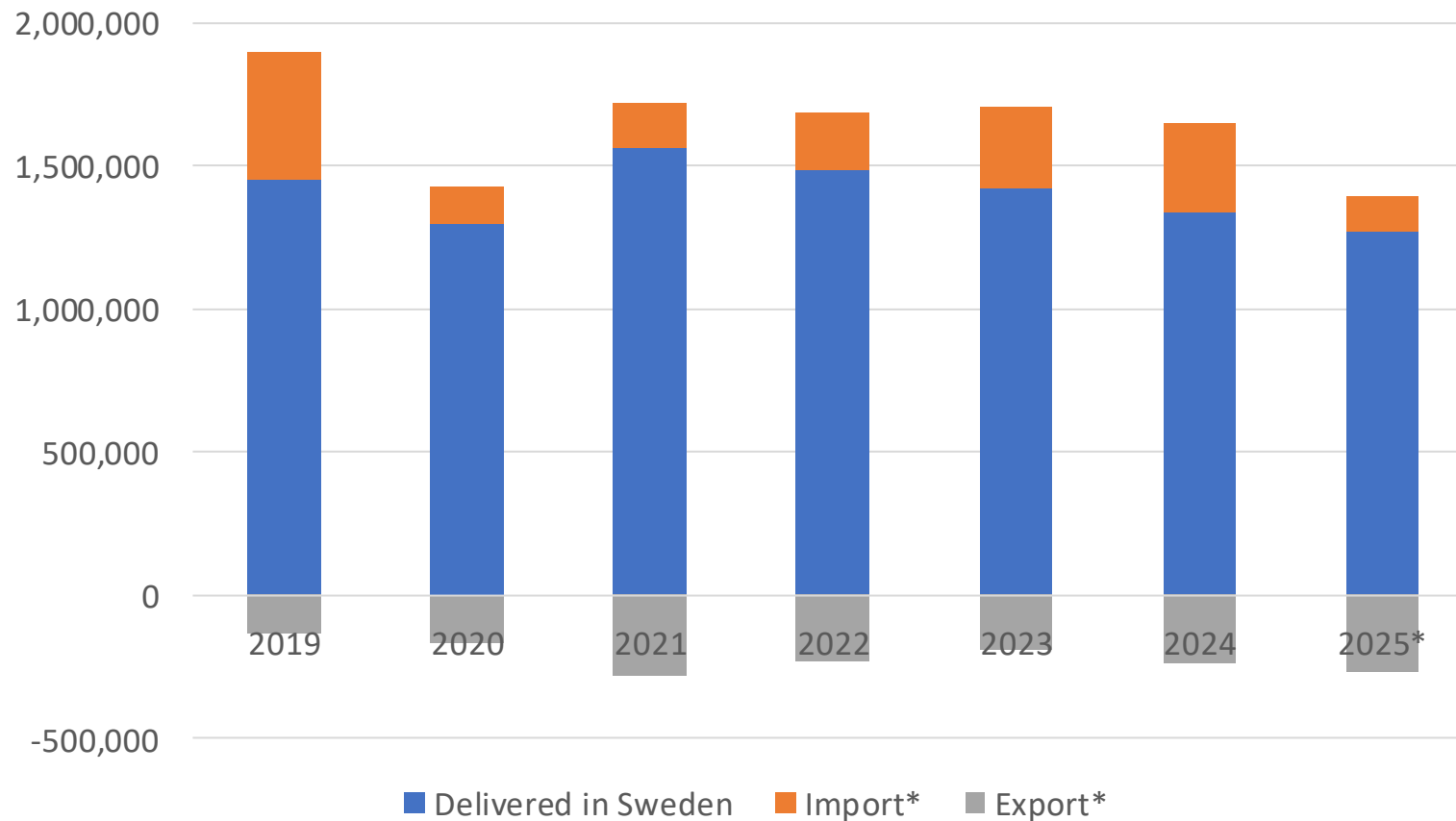
- Bagged -24%
- Bulk 3 tonnes -18%
- Bulk 15-40 tonnes -23%

Pellets is now more competitive again, especially with the increasing electricity prices

Swedish volume overview 2019 to 2025*

Delivered, import* and export* 2019-2025 (tonnes/year)

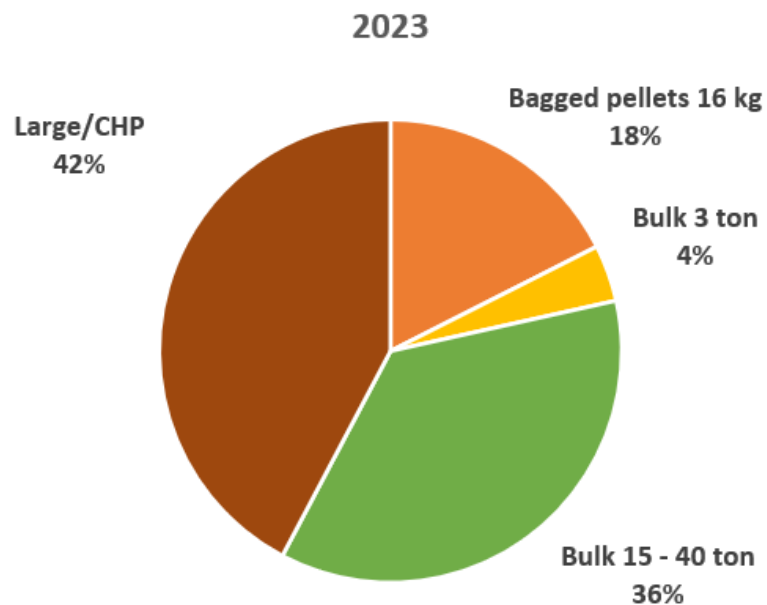
* January – November 2025



- Preliminary data for 2025, export and import missing December
- Preliminary conclusions for 2025
 - Import reducing
 - Export increasing
 - Slight reduction of deliveries in Sweden
 - Sweden will turn into a solid export position from being in an import position 2023 and 2024.

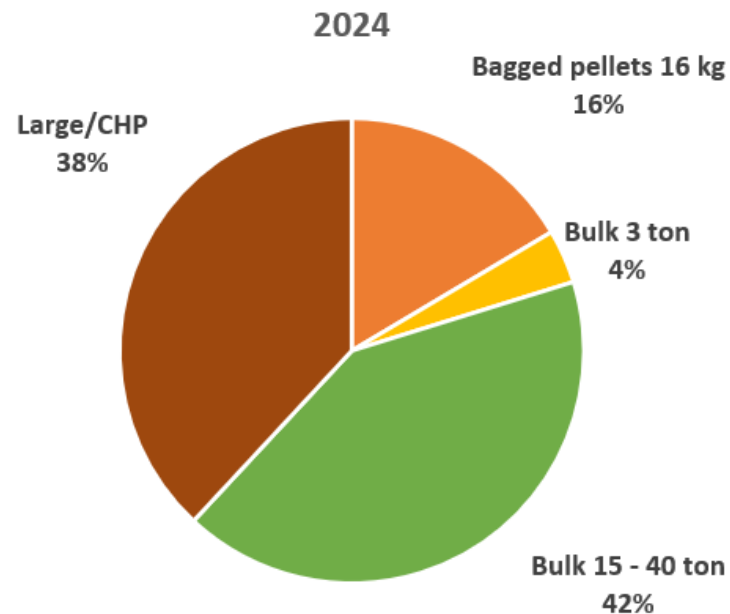
Swedish market – user distribution

■ Bagged pellets 16 kg ■ Bulk 3 ton ■ Bulk 15 - 40 ton ■ Large/CHP



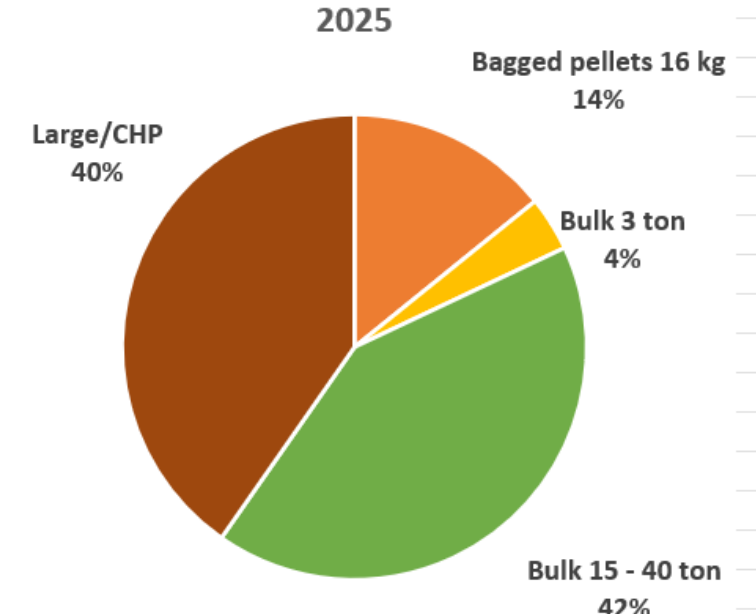
Delivered in Sweden
1 420 kton

Import 200 kton → 13%-units



Delivered in Sweden
1 330 kton

Import 250 kton → 18%-units

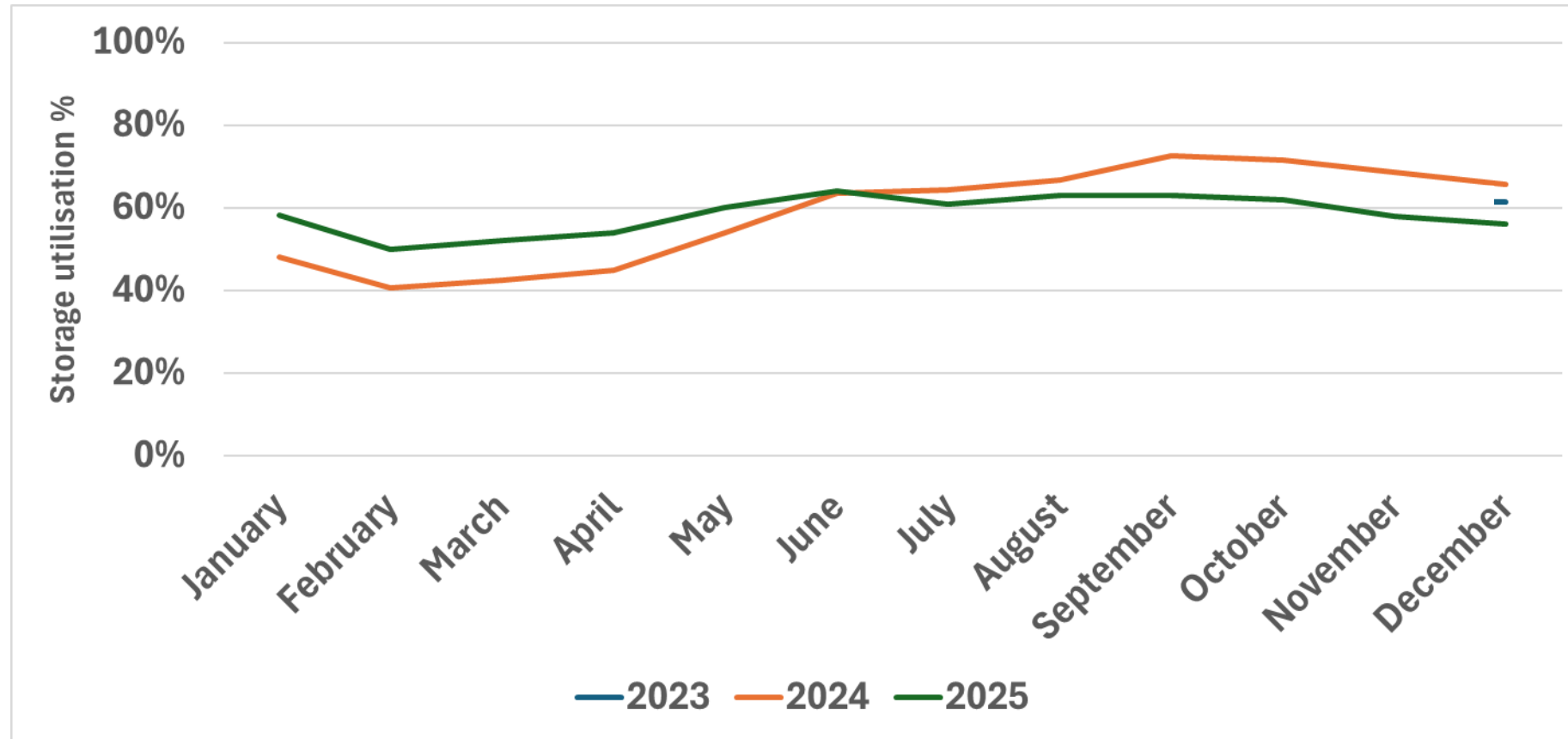


Delivered in Sweden
1 270 kton

Import 100* kton → 8%-units

Note that the imported volume is NOT included and if not spread evenly between the segments could have a significant impact on the distribution and conclusions of the market development

Development of storage levels pellets in Sweden both producers, traders and major customers



- Data collected by Swedish Energy Agency ("Energimyndigheten")
- Approx. 40 respondents ~ significant part of the market
- Lowest December value since the survey started
- Volume in stock some 400 kTon

<https://www.energimyndigheten.se/statistik/ovrig-energistatistik/lagerstatistik-for-trapellets/>

What to expect at Nordic Pellets Conference...

- European / Global overview of the current market conditions for pellets and forest industry
- News from the EU-regulations and the impact on the pellet industry
- Machine suppliers presenting their product offering och suppliers specialising in safety and fire protection
- And much more...